

TCG 2032

Efficiency on a new level.


For natural gas and biogas with an output from 3,300 to 4,500 kW_{el}

TCG 2032B V16

4.5 MW_{el}

43.2%
thermal

44.6%
electrical



Our experience for your success.

The TCG 2032. Top performance from MWM – used successfully worldwide.

Strong partner for your progress

With MWM you can benefit from 150 years of experience in gas engine technology and energy production. Since 2011 the traditional company, Motorenwerke Mannheim, has belonged to the worldwide network of Caterpillar Inc. This gives us an even more unique expertise that benefits you in the development of individual complete solutions.

Worldwide successful technology

MWM offers you the confidence and experience of a specialist who has already successfully installed hundreds of gensets in gas power plants within and outside of the European region. Efficiency and reliability are the decisive factors everywhere.

Competent, reliable, and uncomplicated

We want you to be satisfied with us in every phase of the project: That is why we clearly spell out all agreements in a written order confirmation with a detailed schedule. MWM stands for reliability and quality of planning, right down to commissioning.

We stick to our agreements

If you put great value in an optimal return on your investment in a biogas system and smooth handling, MWM is a natural first choice. We offer comprehensive experience and always keep a close eye on the entire process. Seamless and turnkey ready – from initial consultation to handling of the completed system by our customer service. We say what we do, and we do what we say.



Precision Energy, Bangladesh

In 2010, MWM shipped 15 TCG 2032 V16 to Precision Energy Bangladesh within just three months. The gas engines produce a constant overall output of 60MW_{el}. All of the electric energy that has been generated is fed into the public grid. More information about this project can be found in our MWM movie “60 MW Around the World” at www.mwm.net.

15 x MWM TCG 2032 V16 | Commissioning: 2009/2010



AMD Dresden, Germany

MWM engines were chosen for the energy supply center of the AMD chip factory in Dresden, since our system generates electricity of supreme quality. Moreover, the waste heat is used for heat supply and cold production, thus achieving very high primary energy utilization.

9 x MWM TCG 2032 V16 | Commissioning: 2005/2007

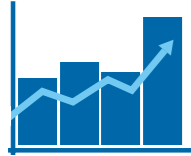


Italiana Coke, Italy

MWM engines were installed for the environmentally friendly utilization of the coke oven gas generated at the coke oven plant Italiana Coke. The electricity rebate, the amount of which is determined by law, gives the operator a secure income from the sale of the electricity generated at the plant, in addition to the company's core business, the production of metallurgic coke.

5 x MWM TCG 2032 V16 | Commissioning: 2010

Optimized reliability for your success.



More profit

The optimized maintenance concept with cylinder units simplifies accessibility and, along with the reduction of the number of different parts, minimizes the time required for maintenance. This saves up to 20% in service costs. At the same time you profit from up to 30% less lubricating oil consumption compared to other engines.



Longer runtimes

Thanks to the extended service intervals, the TCG 2032 runs up to 200 hours longer per annum than comparable products. The major overhaul is scheduled after 80,000 operating hours.



Greater reliability

The particle-free combustion with chamber plugs extends the service intervals for the exhaust gas heat exchanger and reduces service costs compared to other combustion methods.

Major components such as pistons, conrods, spark plugs and cylinder heads have been improved to withstand the greater power output and deliver increased electrical efficiency.




Optimum efficiency

The interaction of all components has been improved even further. All components relevant for efficiency and power output are monitored by the TEM (Total Electronic Management). The new, upgraded wastegate in particular ensures a more efficient operation with changing conditions. This is also the case when the gas composition is fluctuating – thanks to fast response times due to the temperature monitoring for each cylinder. TEM not only controls the engine, but the entire system, including heat extraction.



Full turbo power

The high-pressure turbocharger A140 with an improved wastegate allows operation with a broader air intake temperature range and up to higher altitudes.



Technical data 50 Hz

Engine type	TCG 2032	V12	V16	TCG 2032B V16
Bore/stroke	mm	260/320	260/320	260/320
Displacement	dm ³	203.9	271.8	271.8
Speed	min ⁻¹	1,000	1,000	1,000
Mean piston speed	m/s	10.7	10.7	10.7
Length ¹⁾	mm	7,860	9,271	9,272
Width ¹⁾	mm	2,660	2,790	2,790
Height ¹⁾	mm	3,390	3,390	3,390
Dry weight genset	kg	43,100	51,200	51,400

Natural gas applications

NO_x ≤ 500 mg/Nm^{3,2)}

Engine type	TCG 2032	V12	V16	TCG 2032B V16
Configuration		R ⁵⁾	R ⁵⁾	R ⁵⁾
Electrical power ³⁾	kW	3,333	4,300	4,500
Mean effective pressure	bar	20.0	19.4	20.3
Thermal output ⁴⁾	±8% kW	3,238	4,164	4,361
Electrical efficiency ³⁾	%	43.9	44.1	44.6
Thermal efficiency ³⁾	%	42.6	42.7	43.2
Total efficiency ³⁾	%	86.5	86.8	87.8

Biogas applications

NO_x ≤ 500 mg/Nm^{3,2)}

Sewage gas (65% CH₄ / 35% CO₂)
Biogas (60% CH₄ / 32% CO₂, Rest N₂)
Landfill gas (50% CH₄ / 27% CO₂, Rest N₂)

Minimum heating value H_U = 5.0 kWh/Nm³

Engine type	TCG 2032	V16
Configuration		X ⁶⁾
Electrical power ³⁾	kW	3,770
Mean effective pressure	bar	17.0
Thermal output ⁴⁾	±8% kW	3,487
Electrical efficiency ³⁾	%	42.9
Thermal efficiency ³⁾	%	39.7
Total efficiency ³⁾	%	82.7

1) Transport dimensions for gensets, components set up separately must be taken into consideration.
2) NO_x ≤ 500 mg/Nm³; exhaust gas dry at 5% O₂.
3) According to ISO 8528-1 at U = 11 kV, cosphi = 1.0 for 50 Hz and a minimum methane number of MN 70 for natural gas.

4) Exhaust gas cooled to 120 °C for natural gas and 180 °C for biogas.
5) R = High Response. Optimized for high total efficiency.
6) X = Biogas. Optimized for operation with biogases.

Data for special gases and dual gas operation on request.
The values given on these datasheets are for information purposes only and not binding. The information given in the offer is decisive.

Technical data 60 Hz

Engine type	TCG 2032	V12	V16	TCG 2032B V16
Bore/stroke	mm	260/320	260/320	260/320
Displacement	dm ³	203.9	271.8	271.8
Speed	min ⁻¹	900	900	900
Mean piston speed	m/s	9.6	9.6	9.6
Length ¹⁾	mm	8,000	9,420	9,420
Width ¹⁾	mm	2,790	2,790	2,790
Height ¹⁾	mm	3,390	3,390	3,390
Dry weight genset	kg	40,650	52,400	52,400

Natural gas applications

NO_x ≤ 500 mg/Nm^{3,2)}

Engine type	TCG 2032	V12	V16	TCG 2032B V16
Configuration		R ⁵⁾	R ⁵⁾	R ⁵⁾
Electrical power ³⁾	kW	3,000	4,000	4,050
Mean effective pressure	bar	20.1	20.2	20.4
Thermal output ⁴⁾	±8% kW	2,877	3,866	3,891
Electrical efficiency ³⁾	%	43.9	43.8	44.3
Thermal efficiency ³⁾	%	42.1	42.4	42.6
Total efficiency ³⁾	%	85.9	86.2	86.9

Biogas applications

NO_x ≤ 500 mg/Nm^{3,2)}

Sewage gas (65% CH₄ / 35% CO₂)
Biogas (60% CH₄ / 32% CO₂, Rest N₂)
Landfill gas (50% CH₄ / 27% CO₂, Rest N₂)

Minimum heating value H_U = 5.0 kWh/Nm³

Engine type	TCG 2032	V16
Configuration		X ⁶⁾
Electrical power ³⁾	kW	3,510
Mean effective pressure	bar	17.0
Thermal output ⁴⁾	±8% kW	3,117
Electrical efficiency ³⁾	%	43.3
Thermal efficiency ³⁾	%	38.5
Total efficiency ³⁾	%	81.8

1) Transport dimensions for gensets, components set up separately must be taken into consideration.
2) NO_x ≤ 500 mg/Nm³; exhaust gas dry at 5% O₂.
3) According to ISO 8528-1 at U = 4.16 kV, cosphi = 1.0 for 60 Hz and a minimum methane number of MN 80 for natural gas.

4) Exhaust gas cooled to 120 °C for natural gas and 180 °C for biogas.
5) R = High Response. Optimized for high total efficiency.
6) X = Biogas. Optimized for operation with biogases.

Data for special gases and dual gas operation on request.
The values given on these datasheets are for information purposes only and not binding. The information given in the offer is decisive.

Caterpillar Energy Solutions GmbH

Carl-Benz-Str. 1

68167 Mannheim, Germany

T: +49 621 384-0

F: +49 621 384-8800

E: info@mwm.net

www.mwm.net

For additional MWM locations,
scan the QR code or visit
the website

www.mwm.net/en/mwm-worldwide

